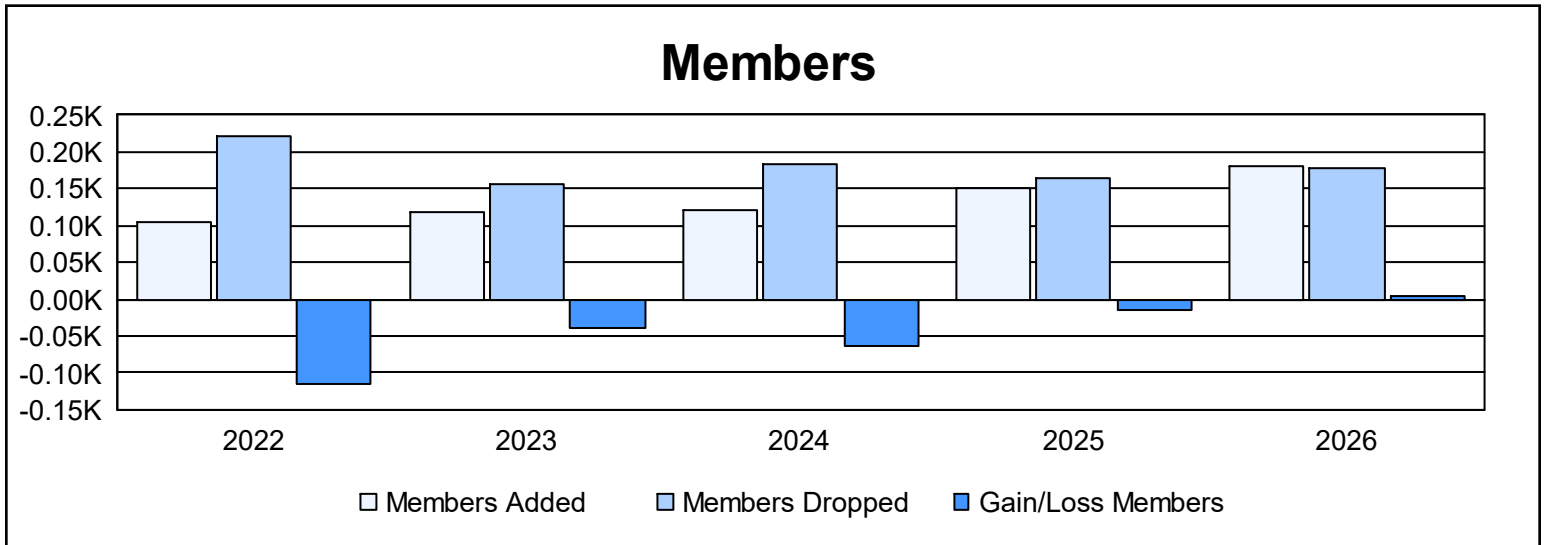
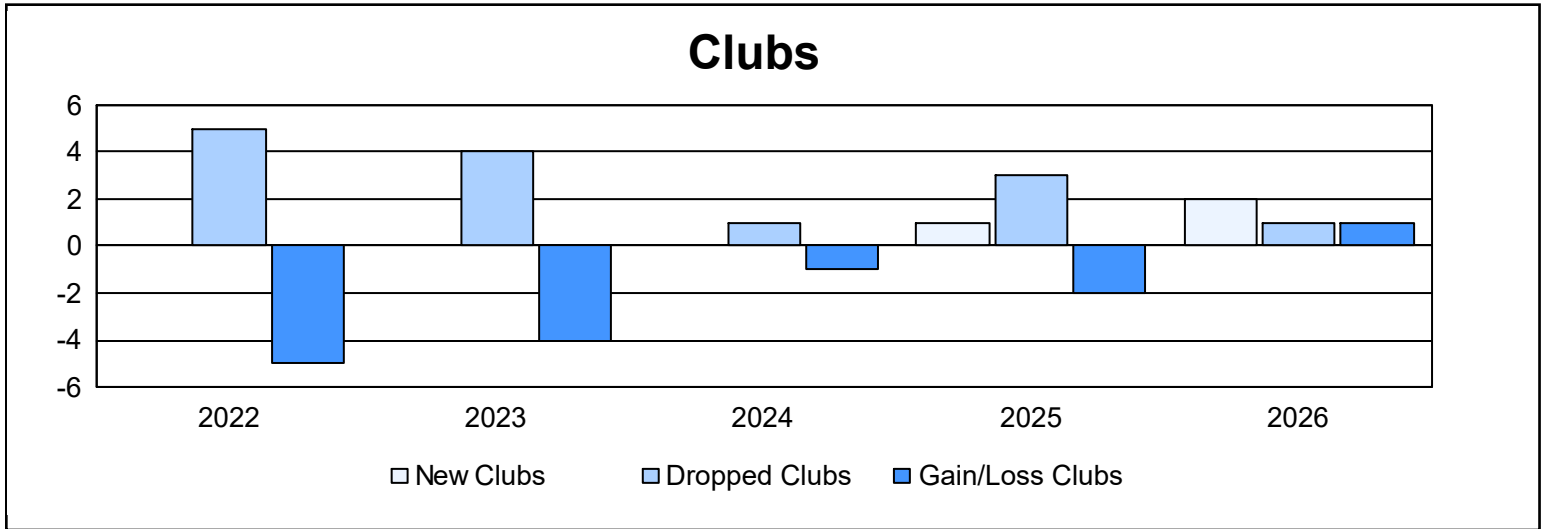
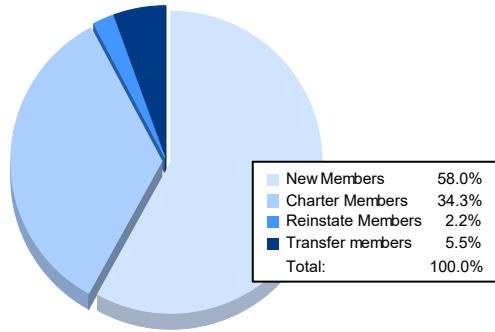


| Year | New Clubs | Dropped Clubs | Gain/ Loss Clubs | New Members | Charter Members | Reinstate Members | Transfer Members | Total Member Added | Total Members Dropped | Gain/ Loss Members |
|----------------|-----------|---------------|------------------|-------------|-----------------|-------------------|------------------|--------------------|-----------------------|--------------------|
| 2021-2022 | 0 | 5 | -5 | 65 | 7 | 10 | 24 | 106 | 222 | -116 |
| 2022-2023 | 0 | 4 | -4 | 103 | 1 | 3 | 11 | 118 | 156 | -38 |
| 2023-2024 | 0 | 1 | -1 | 105 | 1 | 5 | 10 | 121 | 184 | -63 |
| 2024-2025 | 1 | 3 | -2 | 105 | 22 | 12 | 12 | 151 | 165 | -14 |
| 2025-2026 | 2 | 1 | 1 | 105 | 62 | 4 | 10 | 181 | 177 | 4 |
| Average | 1 | 3 | -2 | 97 | 19 | 7 | 13 | 135 | 181 | -45 |



Membership Composition May 2026 Cumulative



Gender Composition May 2026 Cumulative

